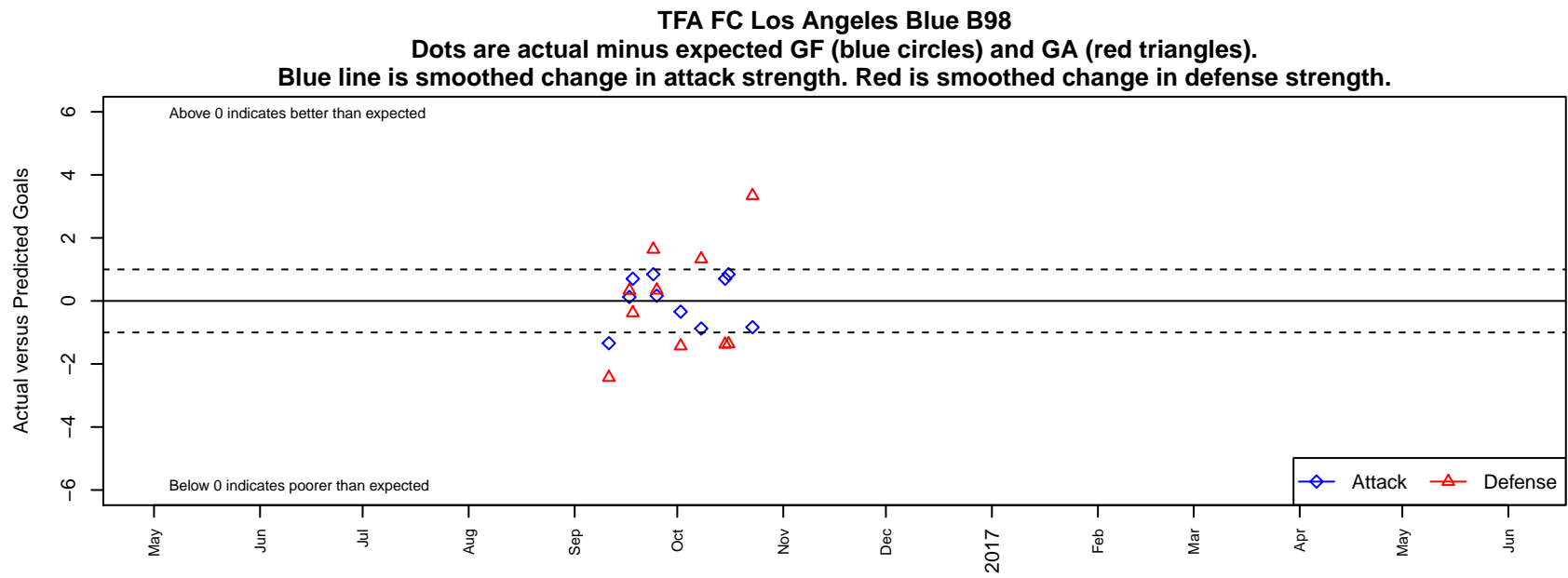


TFA FC Los Angeles Blue B98

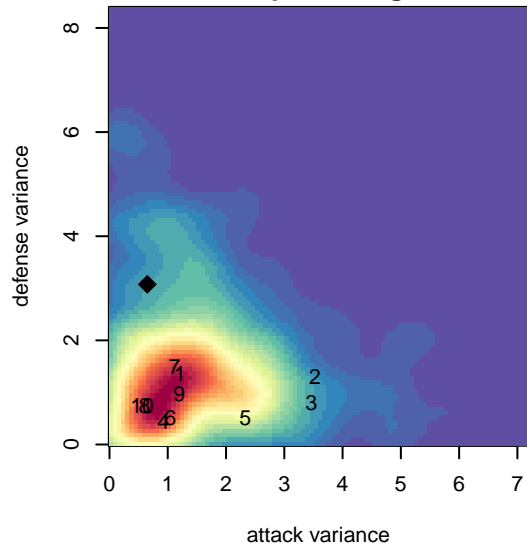
Los Angeles, CAS
B98 total strength=1816
attack=35.18 defense=32.54
fall league = SCDL FI1 U19

alt names used:
TFA-FCLA B-98 Blue

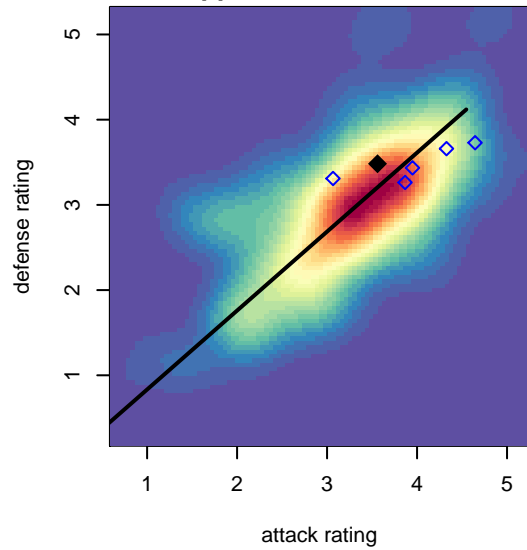
Venues played:
2016 SCDL FI1 U19



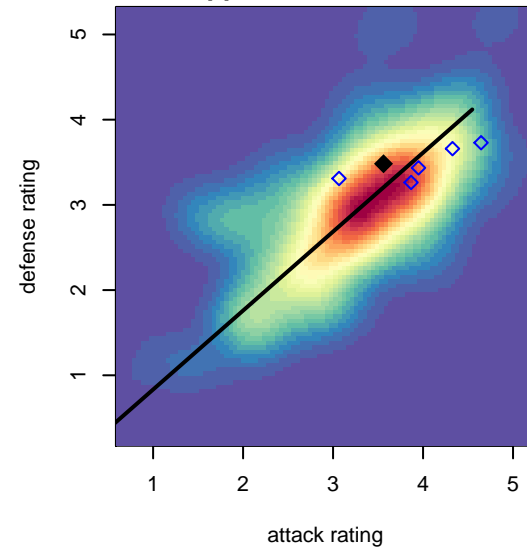
attack and defense variance (black dot)
relative to other teams
and top 10 in region



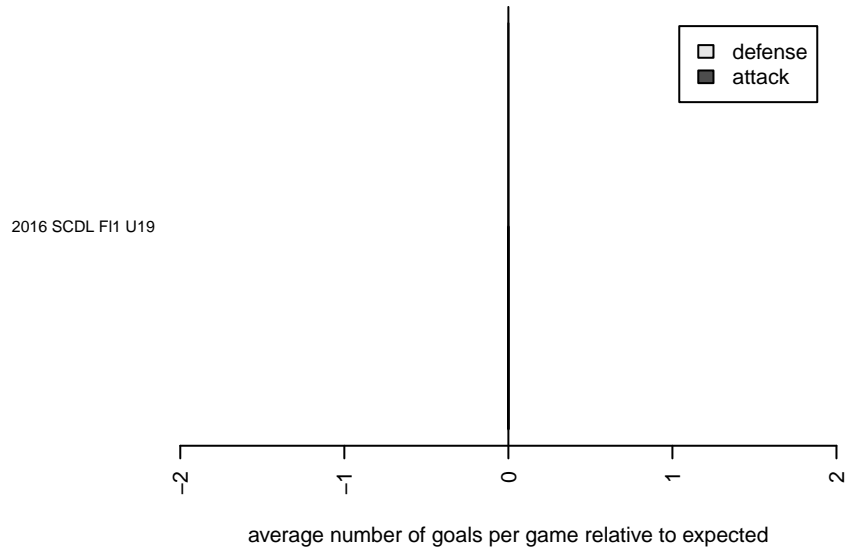
attack and defense rating
relative to others at age
and all opponents in last 13 months



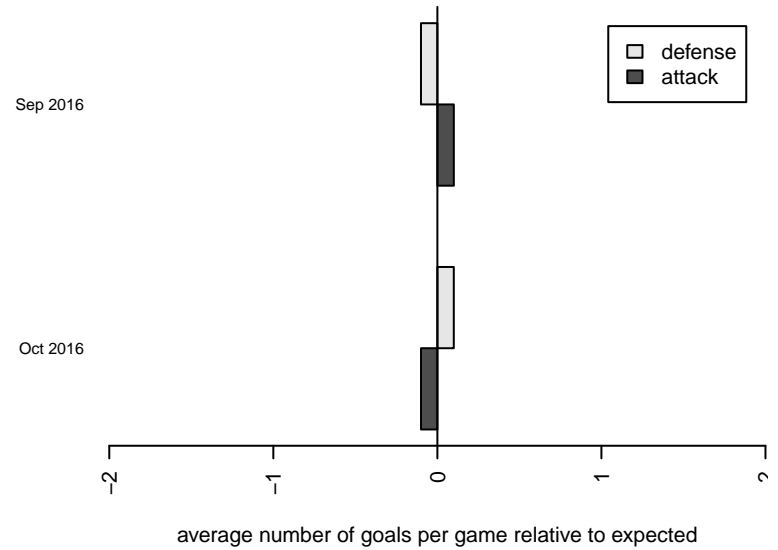
attack and defense rating
relative to others at age
and all opponents in last 13 months



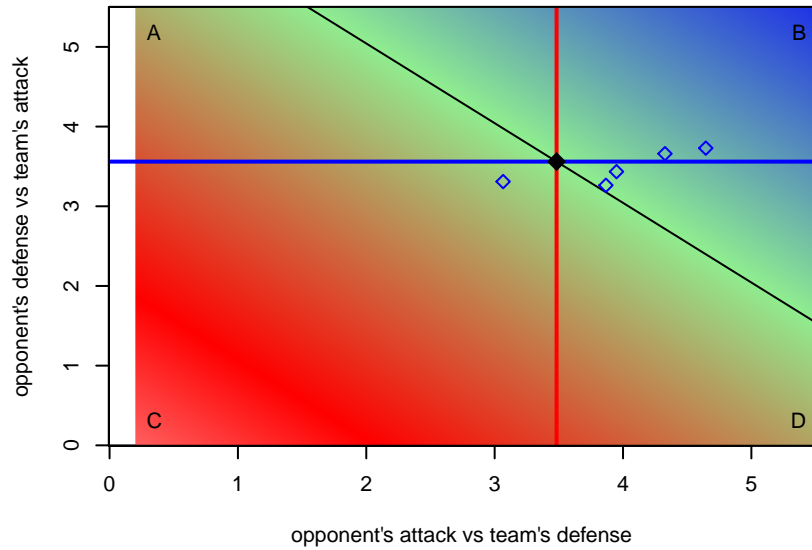
Performance relative to 13 month average



Performance relative to 13 month average



Distribution of opponents
 Red = Lose zone, Blue = Win zone, Green = Even
 Black line separates win/lose zones



lot. A=Neither has attack advantage, B=Opponent has both attack and defense advantage, C=Opponent has both attack and defense disadvantage, D=Both have

date	home		away		venue	pred.home	pred.away
2016-10-23	TFA FC Los Angeles Blue B98	0	Los Angeles United FA Black B98	0	2016 SCDL F11 U19	0.83	3.34
2016-10-16	CDA Slammers B98	3	TFA FC Los Angeles Blue B98	2	2016 SCDL F11 U19	1.64	1.15
2016-10-15	TFA FC Los Angeles Blue B98	2	CA Rush Nero B98	2	2016 SCDL F11 U19	1.29	0.62
2016-10-08	Beach FC Black B98	1	TFA FC Los Angeles Blue B98	0	2016 SCDL F11 U19	2.33	0.88
2016-10-02	Manhattan Beach Sand and Surf Black B98	3	TFA FC Los Angeles Blue B98	1	2016 SCDL F11 U19	1.57	1.34
2016-09-25	Los Angeles United FA Black B98	3	TFA FC Los Angeles Blue B98	1	2016 SCDL F11 U19	3.34	0.83
2016-09-24	TFA FC Los Angeles Blue B98	2	CDA Slammers B98	0	2016 SCDL F11 U19	1.15	1.64
2016-09-18	CA Rush Nero B98	1	TFA FC Los Angeles Blue B98	2	2016 SCDL F11 U19	0.62	1.29
2016-09-17	TFA FC Los Angeles Blue B98	1	Beach FC Black B98	2	2016 SCDL F11 U19	0.88	2.33
2016-09-11	Manhattan Beach Sand and Surf Black B98	4	TFA FC Los Angeles Blue B98	0	2016 SCDL F11 U19	1.57	1.34